

*A flying start at Selwyn Ridge*



**SELWYNRIDGE**  
*soaring high*

We hope that the information and advice that follows will be of assistance to you and your child to ensure a smooth transition to school. Please pop into the office if you have any further questions.

# Contents Page

## General Information

Contents Page	3
The Kid on the Ridge	4
Map of Selwyn Ridge	5

## Preschool Preparation

Enrolment Procedures	6
Pre-School Visits	6
Meet the Teacher	6
Reception Rooms	6
School Classification	7
School Structure	7
Stationery	7
School Uniform	8
Personal Belongings	8
Parents as First teachers	9
Transition Home-School	9
Tips for readiness	9

## Curriculum Areas

Reading	10
Alphabet/ Word Knowledge	10
Printing/ Handwriting	11
Maths	11


Sharing our learning	11
PMP	12
Library	12
Classroom Timetable	12

## School Routines

School Hours	13
Morning Tea / Lunch Eating	13
Arriving at School	13
Independence	14
Picking up After School	14
Communication	14

## Parent Involvement

School Assemblies	15
Newsletters	15
School-online	15
School Radio Station	15





# the Kid on the Ridge

A symbol of what we value in our learners



## The Toolbox

### Skills and Strategies for Life

#### Interaction with others

- communication
- social

#### Thinking

- creative
- critical
- problem solving
- rational

#### Personal management

- goal setting
- learning to learn
- metacognition
- organisational skills
- wise choices
- work and study skills

#### Physical skills

## The Mind

### Knowledge and Awareness

- knowing about self
- knowing about others
- knowing about values and morals
- knowing about the environment
- knowing about our world (global awareness)

## The Heart

### Attributes, Attitudes and Values

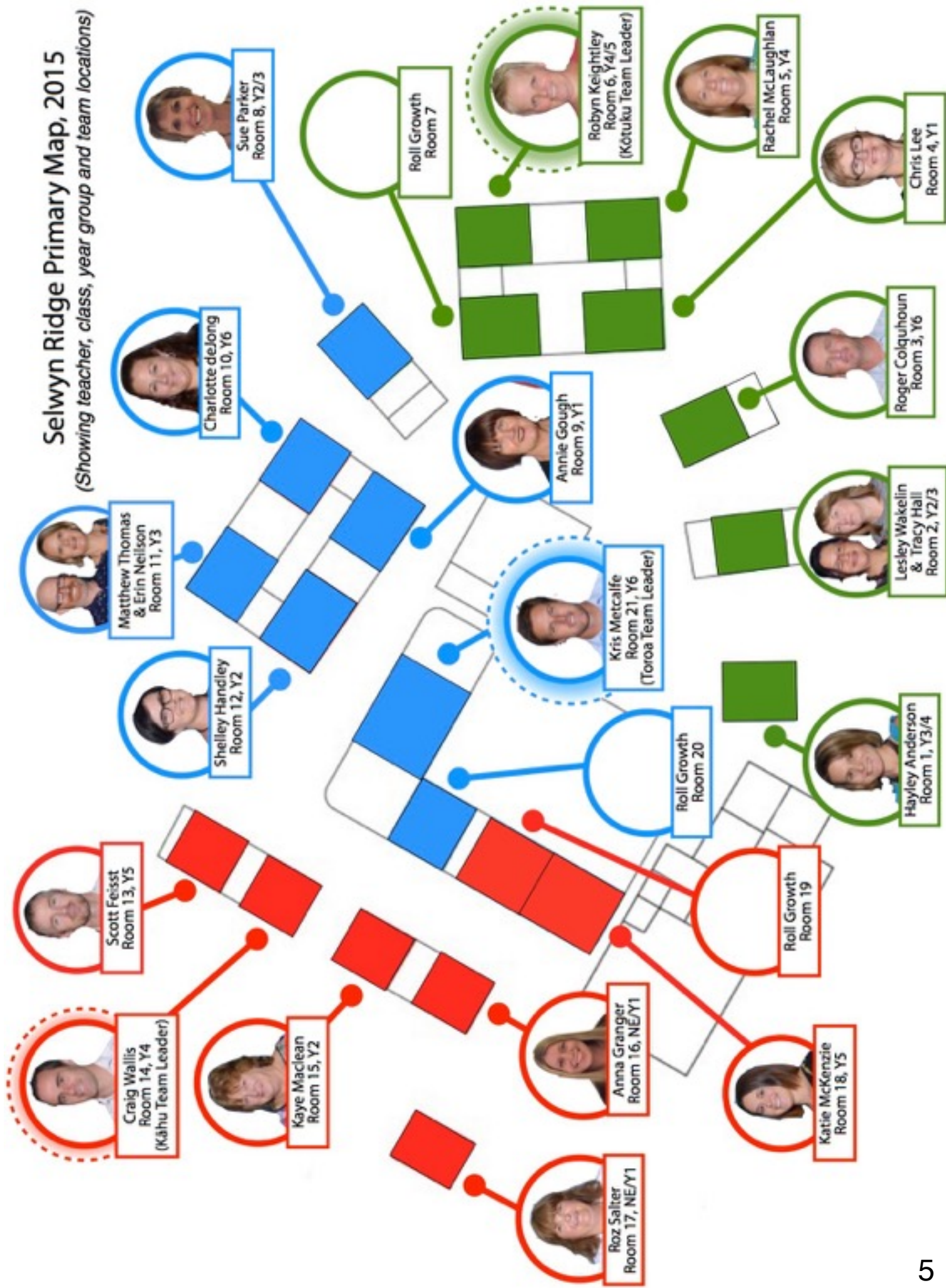
- to be co-operative
- to be resilient
- to be a risk taker
- to be interdependent
- to be caring
- to be positive
- to be creative
- to work toward self improvement
- to have a sense of humour
- to persevere
- to be flexible
- to be independent

**SELWYNRIDGE**  
*soaring high*



# Selwyn Ridge Primary Map, 2015

(Showing teacher, class, year group and team locations)



# Pre-School Preparation

## Enrolment Procedure

When enrolling your child, the school office will give you a pack of information to complete prior to starting school. Please bring a copy of your child's birth certificate or passport when enrolling. You can purchase all uniform items at school. We often have a selection of second-hand uniform also for purchase. We do not sell stationery at school but will give you details of what to purchase.



## Pre-School Visits

We know how important transition to school is. We invite you and your child to four visits prior to their 5th birthday. Details of these visits will be sent to you approximately two months prior to turning 5. If you would like to visit for more than four sessions we are happy to talk through further times that may suit.

Children will begin school the first Wednesday following their 5th birthday.

## Meet the Teacher Meetings

Each term there will be an opportunity for parents to come to school and have coffee in the staffroom with the new entrant teachers and other key staff. This is a great opportunity to ask any questions and familiarise yourself with the school environment and routines. You are invited to attend the meeting in the term your child starts school, details on these dates will be announced closer to the time.

## New Entrant Rooms

Your child will remain in the new entrant class for the calendar year. When a new entrant class has reached capacity, ideally 18 children, a new room will be established. We focus on teaching and learning the routines of school, being part of a community and developing a solid base of knowledge from which to build on.

## School Classification

At SRP, children begin school on the first Wednesday following their 5th birthday and are classified as Year 0. Students who start school after 30 April are classified as Year 1 the following year. All others will be classified as Year 2 the following year.

e.g.. Diana's birthday is 16.02.2010

She can start school on the Wednesday following 16.02.2015

She will be a Year 1 on 1.05.2015

She will be a Year 2 starting the 2016 school year.



Cory's birthday is 16.05.2010

He can start school on the Wednesday following 16.05.2015

He will be a Year 1 starting the 2016 school year.

## School Structure

At Selwyn Ridge the classes are divided into three vertical learning teams, with classrooms near to each other to allow for multiple learning opportunities across age levels.

**Kahu Team** Rms 13,14,15,16,17,18,19

**Toroa Team** Rms 8,9,10,11,12,20,21

**Kotuku Team** Rms 1,2,3,4,5,6,7

## Stationery

Stationery packs are available to purchase from Office Max, in 2nd Avenue or online at [www.myschool.co.nz](http://www.myschool.co.nz) If you would like to purchase stationery elsewhere please collect a stationery list from the school office.



The stationery pack includes exercise books, a book bag, pens, pencils and glue sticks. Your child's teacher will name the books for you if you wish. Pens and pencils do not need to be named as these are communal tools. (This saves the problem of not being able to work if your child can't find their pencil etc) Any unused items will be forwarded with your child as they move to another room.



## School Uniform

All children must be in uniform to attend Selwyn Ridge and these can be purchased through the school. Details of costs are available from the school office or in the prospectus you have received. We appreciate your ongoing support to ensure your child is wearing the correct and tidy uniform to school. In Terms 1 & 4 school uniform hats are compulsory to keep sunsafe.

## Personal Belongings

Please make sure that your child has a school bag large enough to hold lunch box, drink bottle, book bag and sweatshirt etc. Make sure that it can be easily opened by the child. Names on the inside (avoid stranger danger) with some other form of identification or tag on the outside is best.



Please ensure all uniform is named with permanent marker or sewn on labels. It is a good idea to write your child's first name eg Tracey S, as often they are yet to recognise T. Smith. School uniform is worn as part of our school's policy and it's great to see our children wearing it with pride. A list of uniform items, sizes and prices are available from the school office. All removable items also need to be named, including shoes.

Children are permitted to wear a watch and one pair of stud earrings. Jewellery for religious or cultural reasons can be worn underneath their uniform. All other items of jewellery are not to be worn in case of loss, theft or personal safety. Please limit hair ties, headbands and socks to plain blue, navy or black.

We discourage children to bring toys or collectable cards to school. They can get broken or lost and cause disruption. We hope that you support us in not allowing these things to come to school. If children wish to bring something to share, we prefer that they bring something that they have found or made.

A "Lost Property" box can be accessed in the office.



## Parents as First Teachers

During the first year at school, teachers work hard to develop a strong relationship with you and your child. We build on all the learning that has happened before your child turns 5. Thanks in advance for setting your child up for success.

## Transition from Home to School

The purpose of pre-school visits is for both child and parental familiarisation. They give your child the opportunity to become used to the environment, socialise with peers and learn some of our school routines. It is a good time to become familiar with where the classroom is located, the room number, teacher name, bag hooks, toilets, bells ringing, office and playground.

We realise that all children are different - some needing more parent support than others. Your child may experience a variety of emotions when starting school. These could be: excitement.... enjoyment .... confusion ..... tiredness..... etc  
Our advice is to keep expectations realistic and encourage confidence. Your positive attitude helps your child's adjustment.

## Tips for helping your child's readiness for school

Does your child know their first name and surname?

Can they write their own name?

Can they cope with independent toileting and hygiene? (such as nose blowing)

Are they responsible for their belongings?

Can they follow instructions and directions?

Can they dress / undress themselves -  
including footwear (velcro or slip on shoes are great!)

Do they know their numbers from 1 -10?

Do they know the difference between numbers and letters?

Can they identify and write some / all letters of the alphabet?

Can they share ideas confidently?

Can they persevere with a task or activity to completion?



# Curriculum Areas

## Reading

We know books help to enrich children's thinking. Quality time and experiences sharing books at home becomes very rewarding. We use different approaches in teaching and learning to read; shared reading as a class, guided reading in groups and individually.

Time spent reading should be enjoyable, relaxing and positive. Please help your child by encouraging them to point to each word and look for the initial sounds to give them clues to the words. Memorising the text is an important first stage in learning to read. You can help your child by asking them a few related questions. This is a good way of making sure they have understood the story.



Think of us as the coaches and yourselves as the cheerleaders in helping your child to learn to read.

School reading is sent home in their book bag Monday to Thursday along with the Home book. Each night please record the date and name of the book and any comments. Listening to your child 10 - 15 minutes per day is a good guide. Select a time when your child is not hungry or tired and you can give your child your undivided attention. On Fridays, children will bring home a poem or piece of writing to share with you. This reading time should be enjoyable for all, not a chore. If it does become a stressful time, put the reading away and discuss with the teacher.

## Alphabet / Word Knowledge

We use the alphabet as a springboard for learning at school. Children learn letter names, sounds and words associated with letters. Strong knowledge of the alphabet leads onto reading and writing hence the strong emphasis. You can help too, by playing lots of games at home to learn letter names and sounds, for example;

- \* Say the letter names, sounds and words - in a random order
- \* Sing the alphabet
- \* notice letters all over the place eg in the street, on a packet etc
- \* Find letters inside words
- \* Play 'I spy'
- \* Say a word - what letter does that start with? What can you hear?

## Printing / Handwriting

When teaching your child to print their name, please use a capital letter for the first letter and small letters for the remainder of their name. E.g. Kylie and Jack. Encourage the correct formation of the letters as incorrect habits are hard to correct later on. A copy of this is available from your child's teacher if you wish.



## Maths

The core of our maths programme is numeracy and children will work their way through stages and levels on a continuum. The emergent stage, as seen here, is a starting point for number knowledge.

<b>Read</b> numbers to 5 first and then to 10	0, 1, 2, 3, 4, 5, 6, 7, 8, 9, 10
<b>Count</b> forwards to 5 first and then to 10	0, 1, 2, 3, 4, 5, 6, 7, 8, 9, 10
<b>Count</b> backwards from 5 first and then from 10	5, 4, 3, 2, 1
Say the number <b>after</b> a number (in the 1-5)	1, 2, 3, 4, __
Say the number <b>before</b> a number (in the 1-5 )	__, 3, 4, 5,
<b>Order</b> numbers to 5 first and then to 10	5, 3, 1, 2, 4,



We also explore other areas such as Measurement, Algebra, and Statistics.

Maths can be introduced and practised as part of everyday conversations with your child, "How many blue cars can you see? What shape is that Give Way sign?"

## Sharing our learning

Every class at SRP has their own blog which is accessed through our school website. Nearly every day teachers upload photos and stories about life at school. Simply click on this link and the class number button.

<http://www.selwynridge.school.nz/kidszone.html>



## Perceptual Motor Programme (PMP)

Junior children take part twice weekly for half hour sessions in the hall using specific equipment. This helps to develop fine and gross motor skills and co-ordination which assists their learning abilities. If you are keen to help or would like to ask questions about this programme come and chat to Nicki Dunn our Deputy Principal.



## Library

Junior children visit the school library every week. They are encouraged to take one book home each week. Please return these the next week into the class Library Box. Children are not issued with another book until the previous one has been returned.

## Classroom Timetable / Daily Routine

The following is a general outline of our programme. Days and weeks vary according to the time of the year and events with the School.

8.30 am	School begins, Rolls are marked, messages given Literacy: Oral and written language, PMP
10.00am	Morning tea
10.25am	Reading and Handwriting activities
12.00 pm	Lunch 15 minutes supervised and seated, 45 mins play.
1.00 pm	Numeracy
1.45 pm	Topic - ie Science, Social Studies, Health
2.30 pm	Home Time



# School Routines

## School Hours

School begins: 8:30am  
Morning Tea: 10:00am - 10:25am  
Lunch: 12pm - 12:55pm  
School ends: 2:30pm



## Morning Tea and Lunch Eating

All the children sit in designated areas around the school to eat. There are always teachers on duty to help and supervise the children. At morning tea times the children are encouraged to eat one or two things. Once they have finished eating their morning tea they can leave and play where they want. At lunchtime all the children sit from 12.00 - 12.15 to eat their lunch. It is helpful to the children if they have food in their lunch boxes that they can open and eat easily without adult help. We are environmentally conscious at Selwyn Ridge and encourage children to limit packets and glad-wrap. Please ensure that lunch boxes and drink bottles are clearly named. If it is a wet lunchtime, children eat lunch / morning tea inside the classroom and then an indoor activity will be arranged.



## Arriving at School

We suggest that you arrive by 8:15am so it gives your child time to settle into the day, get themselves organised, chat to friends etc before the morning bell at 8:30am. Let your child organise their own belongings. Occasionally, children become tearful when parents depart from the room. Experience has taught us that the longer parents stay to try and settle the child the worse it can become. Usually they do settle within minutes and have a great day. If you are anxious please feel free to phone the school to ease any concerns.

# School Routines

## Independence

We aim to foster independence at school and we ask that you support your child by encouraging them to be independent in emptying and putting away their own school bags and book bags. Let your child show you how to do it rather than you doing it for them.

## Picking up After School

The end of the day is just as important as the beginning so we ask that children stay until the bell goes so they can reflect on their learning and say goodbye. Once teachers have spotted parents/caregivers they will release children, to make sure they leave safely.



Children need to know their 'home time' arrangements. i.e. how they are getting home, and it is helpful for us to know as well. If these differ, then please call the office early to get a message to your child and the class teacher.

## Communication

During your child's time at school, please don't hesitate to share any positives or concerns with us. It is important to let us know of any changes your child may be experiencing (whether that be behaviour, home or family) that may impact them at school.

Teachers are usually available before and after school for a quick chat, but keep in mind they are usually preparing for the day and have many children to greet and support. If the matter is likely to take some time, please make an appointment.



# Parent Involvement

## School Assemblies

Every second Friday we have a celebration assembly from approximately 8.30 - 9.30, during which we celebrate the fortnight's events. Awards are presented and students take pleasure in performing. Each team takes turn sharing their learning. We welcome all parents/caregivers and visitors. Dates are advertised in each school newsletter.

## Newsletters

The school's fortnightly newsletter is sent home to parents on Fridays with the eldest or only child in the family. Class newsletters are sent out when appropriate. It is important that you check your child's book bag each day for any newsletters or notices. You can also download our newsletter and find additional school information on our website.




## Online Updates and Information

The school has an informative website with lots of interesting and up to date information on it. [www.selwynridge.school.nz](http://www.selwynridge.school.nz) Every class has a blog which is regularly updated. [www.selwynridge.school.nz/kidszone.html](http://www.selwynridge.school.nz/kidszone.html) If you are a Facebook user, you can 'like' our page to catch up on regular happenings and photos.

## School Radio Station - "Kids on the Ridge FM"

Selwyn Ridge has its own radio station which broadcasts on the FM frequency about 10 km from the school, so depending on where you live you can tune in at home. The frequency is 106.7 FM. This is student run and the students are selected and trained up as Dj's and technicians. The radio station comes on at 8am in the morning. Students are live on air from 8 - 8.35am and 12 noon - 1.00pm. (During the other times music continuously plays) At 8.30, when the bell goes at school, important notices for the day are read out, birthday calls and student recordings are played. Parents are most welcomed to tune in and keep up to date with things happening in and around Selwyn Ridge.



# Notes for Parents